

# SOLAR AUDIO PLAYER & FLASHLIGHT




- 1 Audio Player On/Off
- 2 Flashlight & Lantern On/Off
- 3 Play/Pause
- 4 Next Book
- 5 Previous Book
- 6 Next Chapter
- 7 Previous Chapter
- 8 Next Media Library Previous
- 9 Media Library
- 10 Skip 10 Files
- 11 Charge Indicator Lights\*\*
- 12 Volume Up/Down
- 13 USB Output for Charging Cellphones
- 14 Headphone Output
- 15 USB Input for Charging

\*\*Blinking when charging, solid when charged

## RUNNING THE PLAYER




 Hold **3 seconds** to power

### Charge Using Solar



### Charge Using USB




To test the battery, quickly press power button



3 Lights = Full  
1 Light = almost empty

## CHARGING CELLPHONES



Make sure flashlight is charged

MODEL LGT-114  
BATTERY 1200 mAh / 3.2 VOLTS

INPUT 5V/1700mA  
OUTPUT 5V/600mA



**WARNING** BATTERIES SHALL NOT BE EXPOSED TO EXCESSIVE HEAT SUCH AS SUNSHINE, FIRE OR THE LIKE. TO PREVENT POSSIBLE HEARING DAMAGE, DO NOT LISTEN TO HIGH VOLUME LEVELS FOR LONG PERIODS.