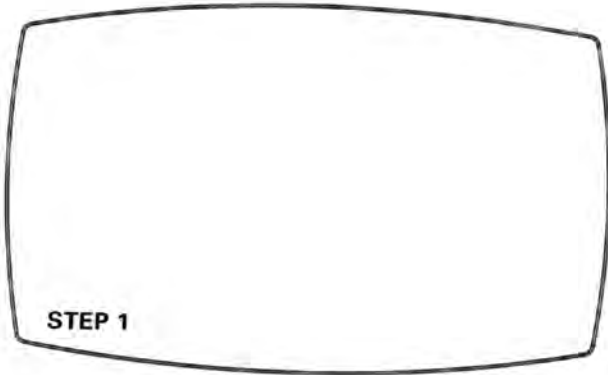


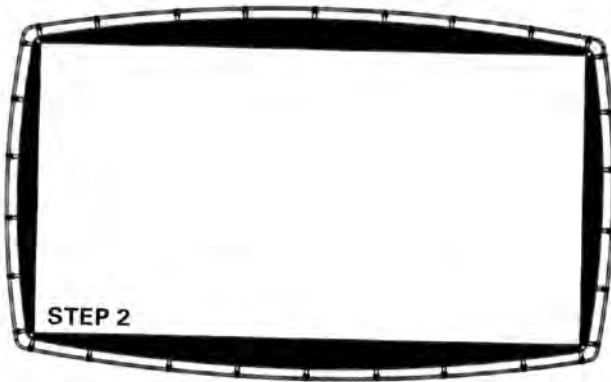
92 AND 115 INCH SCREEN

INSTRUCTIONS

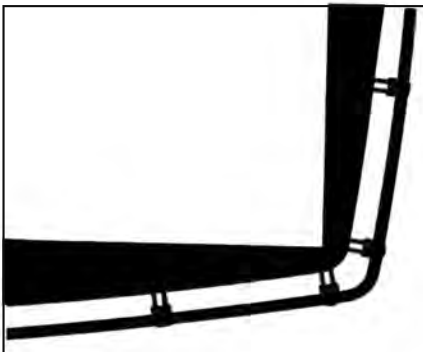
SETTING UP



1. Assemble each half of the frame separately then connect the two halves together.




2. Attach the clips to the frame, starting with the four corners.



3. Tighten the screen using the adjustable straps on the right and bottom sides of the movie screen.

CAUTION: Evenly adjust straps to remove wrinkles. Do not over tighten. Over tightening will cause the frame to twist. If frame twists, loosen the straps.

HUNG BETWEEN TWO POLES



HUNG FROM A TREE



HUNG FROM A NAIL

